



## Music Fun for Infants & Toddlers



### ***Colleen & Uncle Squaty***

North Side Music- 1314 Birch St.

Eau Claire, WI 54703

Phone #800-491-6055

Fax #715-552-1452

e-mail:

[colleenandsquaty@prodigy.net](mailto:colleenandsquaty@prodigy.net)

Web Sites:

[www.colleenandunclesquaty.com](http://www.colleenandunclesquaty.com)

[www.northsidemusicwi.com](http://www.northsidemusicwi.com)

© Colleen Hannafin / Brian Schellinger 2004/2005/2008  
& traditional songs/ chants

Workshop: July 25, 2009, Session 8, 12:45pm – 1:45pm

Permission given to post on web site: ETSU – Early Childhood Conference

### **Suggested categories for INFANT / TODDLER Music Activity File Box**

- |               |                           |             |            |           |
|---------------|---------------------------|-------------|------------|-----------|
| 1. Lullabies: | 2. Fingerplays            | 3. Toeplays | 4. Bounces | 5. Tickle |
| 6. Movement   | 7. Singing Songs & Chants |             |            |           |

**Lullabies – (lulls children to sleep – melody and words express a sense of security)**

**Traditional Lullabies:**



**Kumbaya** (Traditional African)

In the original African version of this song, one word “Kumbayaya” is repeated over and over.

Piggyback verses: Lay your head down, Kumbaya.  
(child’s name) sleeping, Kumbaya.  
Close your eyes now, Kumbaya.  
Yes, I love you. Kumbaya

**Shady Grove** (Traditional Appalachian)

Recorded: “Fingerplays, Movement & Story Songs by Colleen and Uncle Squaty

Shady Grove my little love, Shady Grove I know.

Shady Grove my little love, bound for the Shady Grove.

1. Peaches in the summertime, Apples in the fall. If I can’t have the girl I love, I won’t have one at all.
2. If I could have a guitar strong, I’d make it with golden twine. Everytime I’d pick on it, I wish that girl were mine.
3. Come fly with me my blue-eyed girl, fly with me my daisy. Fly with me my blue-eyed girl, nearly drive me crazy.



## Criss-Cross, Applesauce (action chant) – traditional

Criss-Cross. (make an X on back)  
Spiders crawling up your back. (crawl fingers up the back of child)  
Cool breeze. (Blow on their neck)  
Tight squeeze. (give child a big hug)  
And now you've got the shivers. (tickle them all over)

### Additional chant:

X marks the spot. (make an X on back)  
A circle with a dot. (make a circle and put a dot in the middle)  
Spiders crawling up your back. (crawl fingers up the back of child)  
Rain falling down. (tap fingers down child's back)  
Gotcha! (tickle them all over)

## Twinkle, Twinkle Little One (wake up song) words by Colleen Hannafin


Twinkle, twinkle little one. Rise and shine let's have some fun.  
Hugs and kisses, just for you. Here they come, one and two.  
Twinkle, twinkle little one. Rise and shine let's have some fun.



## 5 Little Mice (3 Blind Mice – words by Colleen Hannafin)

5 little mice. 5 little mice. (wiggle fingers on hand)  
See how they crawl, see how they crawl. (wiggle around on child's tummy)  
They crawled up high towards the sky. (crawl up body to head)  
They crawled down low to your toes. (crawl down body to toes)  
They crawled, and crawled and away they go. (hide hands behind back)  
5 little mice.

## Ensey Weensy Spider (traditional) Body Spider by Deb Hintz



The ensey weensy spider went up the water spout.  
(crawl up arm)  
Down came the rain.  
(wiggle fingers gently down face)  
And washed the spider out.  
(make a circle motion with hand on tummy)  
Out came the sun, and dried up all the rain.  
(make a circle motion with finger around face)  
And the ensey weensy spider went up the spout again.  
(crawl up arm)

## Knock At The Door (Traditional) Activity – Body part identification

Knock at the door. (knock on forehead)  
Peep in. (eyes)  
Lift up the latch. (nose)  
Walk in. (mouth)

## The Little Train (Traditional) Finger-play, toe-play, body-play

This little train ran up the track.  
It went toot, toot. And then it came back.  
The other train went up the track.  
It went toot, toot. And then it came back.

## Creepy Mouse (Traditional) Tickle

Creepy mouse, creepy mouse.  
All the way up to baby's house.

## Where are The Baby Mice? (traditional) peek-a-boo

Where are the baby mice? (hide fist behind back)  
Squeak, squeak, squeak, I can't see them  
Peek, peek, peek (peek-a-boo)  
Here they come out of their hole in the wall (show fist)  
1,2,3,4,5 and that's all. (show fingers one at a time)

**See-saw** (Traditional) chant or song

See-saw, up and down.

In the air and on the ground.

\*See-Saw song on "Sing-A-Move-A-Dance" by Colleen & Uncle Squaty

**One, Two, Three, Four Jingle** (Traditional) instrument play

One, two, three, four, jingle at the cottage door.

Five, six, seven, eight, jingle at the cottage gate.



**I Can Play My Drum** (Traditional) instrument play

I can play my drum very softly.

I can play my drum very loudly.

I can play my drum very softly.

I can play my drum very loudly.

**Bell Chant** (Traditional) instrument play

One, two, three, four, five, six, seven.

Hear the bells up in heaven.

Eight, nine, ten, eleven, twelve.

Ring them soft. Ring them loud.

**Duck, Duck Goose** (traditional)

\*outside water game. Splish, splash, water.

\*themes: pumpkin, pumpkin, turkey.  
dog, dog, cat.

**Ring Around The Rosy** (traditional)

Ring around the rosy, pocket full of posies or A-tishoo!, a tishoo  
Ashes, Ashes, we all fall down.

\*cows in the meadow, eating butter cup, ashes, ashes, we all jump up!

\*penny on the water, penny on the sea, up jumped the little fish  
and up jumped me.

\*all do this (circle with "it" in the middle) make a motion then outside  
circle copies. Pick a new "it" for the middle.

\*open the window, knock on the door, we all jump up on the count of 4,(1,2,3,4)

**Movement Around The Rosy** (words by Colleen Hannafin)

Hop around the rosy, hop around the rosy.

Stand still, turn around, all sit down.

Wiggle, run, skip, jump – what ever movement your children can do!!!

**These Are Baby's Fingers** (traditional) tickle

These are baby's fingers. These are baby's toes. (tickle fingers and toes)

This is baby's tummy button, round and round it goes!

(circle around tummy button)

\*Here are Susie's fingers. (use child's name)

**Five Little Babies** (traditional) peek-a-boo

1 little baby, rocking in a tree. 2 little babies, splashing in the sea.

3 little babies, crawling on the floor. 4 little babies, knocking at the door.

5 little babies, playing hide-and seek.

Keep your eyes closed tight now, until I say PEEK!!

**Whoops Johnny** (traditional) finger-play

Johnny, Johnny, Johnny, Johnny.

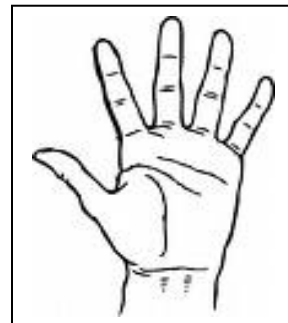
(start with baby finger and tap on four fingers)

Whoops Johnny, Whoops Johnny.

(slide down index finger and up thumb)

Johnny, Johnny, Johnny, Johnny.

(start with index finger and tap on four fingers)



## **How Many Days?** (traditional) bounce

How many days has baby to play.

Sunday, Monday, Tuesday, Wednesday, Thursday, Friday, Saturday  
(bounce child on your lap or foot to the rhythm of the words)

## **This Is The Way** (traditional) bounce or movement

Recorded: "Rumble To The Bottom" by Colleen & Uncle Squaty

This is the way the ladies ride, prim, prim, prim, prim.  
This is the way the gentlemen ride, trim, trim, trim, trim.  
This is the way the huntsman ride, hobble-de-gee, hobble de-gee.  
This is the way the baby rides, bouncy, bouncy, bouncy, bouncy.

**\*follow-up song:** Pony Ride – yodeling pony with "This Is The Way" repeated in the song.



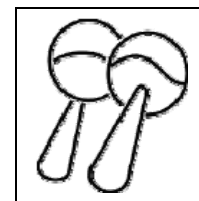
## **Shake It** (movement or instrument chant)

Recorded: "Rumble To The Bottom" by Colleen & Uncle Squaty

1. Shake it, shake it, shake it high. Shake it, shake it, shake it low.  
Shake it, shake it, shake it high. Shake it, shake it, shake it low.
2. Shake your hands now, shake them high. Shake your hands now, shake them low.  
Shake your hands now, shake them high. Shake your hands now, shake them low.
3. Twirl your finger, twirl it fast. Twirl your finger, twirl it slow.  
Twirl it fast. Twirl it slow. Twirl it fast now. Twirl it slow.
4. Stomp your feet now. Stomp them fast. Stomp your feet now. Stomp them slow.  
Stomp them fast. Stomp them slow. Stomp them fast now. Stomp them slow.
5. Squeeze your body. Squeeze it hard. Squeeze your body. Squeeze it soft.  
Squeeze your body. Squeeze it hard. Squeeze your body. Squeeze it soft.

\*Shake of move the body part the song suggest in the way it suggest to move.

On "squeeze your body" we instruct the children to "give themselves a big hug".



## **I LIKE FARM ANIMALS** (Tune: Frere Jacques)

1. I like cows, I like cows.

Moo, moo, moo: moo, moo, moo.

Eating all the grass. Eating all the grass.

Moo, moo, moo: moo, moo, moo.

2. I like pigs, I like pigs.

Oink, oink, oink: oink, oink, oink.

Fat and round pigs. Fat and round pigs.

Oink, oink, oink: oink, oink, oink.

3. I like horses, I like horses.

Neigh, neigh, neigh: neigh, neigh, neigh.

They run fast. They run fast.

Neigh, neigh, neigh: neigh, neigh, neigh.

## **WAY OVER THERE** by Colleen & Uncle Squaty

hello song

Recorded: "1,2,3,Four-ever Friends"

Let's meet (name), Who in the world is (he/she). (he's/she's) a mighty fine (girl/lad) from a mighty fine world, and a mighty fine (girl/lad) is (he/she).

CHORUS

And (he's/she's) from wayo, wayo, way over there, wayo, wayo, way over there.

German- Gutten tag (Gooten-tog) Hebrew- (Shalom (shalome)

Chinese- Neehow (nee-how) Japanese- (Ko-nee-chee-wa)

Italian- Saluto (sa-loo-toe)

\*Introduction of a child & where they live.

\*Greetings from different country.

## **THIS OLD MAN (Traditional)** action song/fingerplay/movement

This old man, he played ONE, (make finger number in the air)

He played nick-nack, on my THUMB. (Point to/or do action)

With a nick-nack, (Clap hands above head). Patty wack. (Pat thighs)

Give the dog a bone. (Point thumbs right and then left)

This Old Man came rolling home. (Roll arms together)

#1. Thumb/ play drum

#4. Door/ scrub floor

#8. Gate/ lick (his/her) plate

#2. Shoe/ say boo

#5. Hive/ dance & jive

#9. Spine/ cry & whine

#3. Knee/ climb a tree

#6. Sticks/ wash (his/her mitts)

#10. Back again/ stretch & bend.

### **Fingerplay-**

My little hand, finger one, it's the same as my thumb.  
finger two, I can place it on my shoe.

My little hand, finger three, I can touch it to my knee.

My little hand, finger four, I can touch it to the floor.

My little hand, finger five, It's the baby by it's size.

### **Movement-**

This Old Man, He can shake, He can My Little hand,  
While baking a cake.

This Old Man, He can jump, He can  
Jump, while doing the bump.

## **I GOT A WIGGLE** action song/ body part identification

Recorded "1,2,3,Four-ever Friends" by Colleen & Uncle Squaty

#1 I got a wiggle in my toe. I got a wiggle in my toe. Oh, No, I think I got a wiggle in my toe.

To got a wiggle in my toe, and I don't know where it's gonna go.

Wiggle-waggle-wiggle. I got a big wiggle in my toe.

#2. I got a wiggle in my knee. I got a wiggle in my knee. Oh, No, I think I got a wiggle in my knee.

I got a wiggle in my knee, as you can plainly see.

Wiggle-waggle-wiggle. I got a big wiggle in my knee.

#3. Foot/ won't stay put.

#5. Hand/ don't know where it's gonna land.

#4. Leg/ like walking on eggs.

#6. Nose/ came all the way from my toes.

## **JAWS (Traditional Camp Song)** action song

Recorded "Fingerplay, Movement & Story Songs" by Colleen & Uncle Squaty

#1. Baby Jaws. Doot-doot-doodley doot. (thumb/pointer)

#2. Child Jaws. Doot-doot-doodley doot. (hand)

#3. Teenager Jaws. Doot-doot-doodley doot. (arms)

#4. Mama Jaws. Doot-doot-doodley doot. (front clap)

#5. Daddy Jaws. Doot-doot-doodley doot. (big front clap)

#6. Grandma Jaws. Doot-doot-doodley doot. (knuckles)

#7. Grandpa Jaws. Doot-doot-doodley doot. (knuckles/arms)

#8. Jaws swimming. Doot-doot-doodley doot. (thumb on forehead/wiggle fingers)

#9. Girl swimming. Doot-doot-doodley doot. (forward swimming motion)


#10. Boy swimming. Doot-doot-doodley doot. (back-stroke swimming motion)

#11. Shark Attack!! Shark Attack!! (shout with arms up in the air)

#12. Feeling fine. Doot-doot-doodley doot. (rub tummy, thumb on forehead/wiggle fingers)

#13. This is the story. Doot-doot-doodley doot. (rub tummy, thumb on forehead/wiggle fingers)

#14 About Jaws. Yeah. (clap once, then booth arms out in from of you)



## **Tommy Thumbs** (Traditional English fingerplay)

Recorded: Fingerplay, Movement & Story Songs" by Colleen & Uncle Squaty

#1 Tommy thumb's are up, and Tommy thumbs are down.

Tommy Thumbs are dancing all around the town.

Dance them on your shoulders. Dance them on your head.

Dance them on your knees and tuck them into bed.

#2. Peter pointer's up and Peter pointer's down.

#3. Tony tallman's up, and Tony tallman's down.

#4. Ruby ring is up, and Ruby ring is down.

#5. Billy baby's up and Billy Baby's down.

Billy Baby's dancing all around the town.

Dance them on your shoulders. Dance them on your head.

Dance them on your knees and tuck them into bed.

\* Singing song. \*Chant \*Rap Style \*Use child's name "Ann's Thumbs"

## **Wiggle The Wool** (traditional)



## Recorded "Fingerplay, Movement and Story Songs" by Colleen & Uncle Squaty

#1. With my hands and my fingers, what have I here.

This is my Top-knocher nothing to fear. Top-knocher, (knock on head)

Wiggle The Wool! That's what they taught me in school.

#2. With my hands and my fingers, what have I here.

These are my Eye-blinkers nothing to fear. Eye-blinker. (blink eyes), Top-knocher (knock on head) Wiggle The Wool! That's what they taught me in school

#3. With my hands and my fingers, what have I here. This is my Sneeze-maker nothing to fear. Sneeze-maker, (a-choo) Eye-blinkers. (blink eyes) Top-knocher. (knock on head)

Wiggle The Wool! That's what they taught me in school.

#4. Soup-strainer. (slurp sounds with mouth) #6. Knee-bender. ("creek-creek" sound)

#5. Bread-basket. (rub tummy) #7. Shoe-holder. (point to shoe/ say "P-U")

### **Little Arabella Miller** (Piggyback: Twinkle, Twinkle)

#### Recorded "Rumble To The Bottom" by Colleen and Uncle Squaty

#1. Little Arabella Miller, had a fuzzy caterpillar. First it crawled upon her mother.

Then upon her dear grandmother. They said, "Arabella Miller, PUT AWAY YOUR CATERPILLAR".

#2. Little Arabella Miller, had a fuzzy caterpillar. Next it crawled upon her brother.

Then upon her little sister. They said "Arabella Miller, PUT AWAY YOUR CATERPILLAR".

#3. Little Arabella Miller, had a fuzzy caterpillar. Next it crawled upon her kitty.

Then upon her great big dog. They said "Arabella Miller, meow, ruff-ruff"

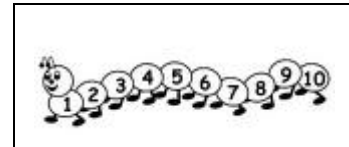
#4. Little Arabella Miller, had a fuzzy caterpillar.

Then it crawled upon her mother.

Then upon her dear grandmother.

They said, "Arabella Miller, yes we love your caterpillar".

\*make an egg-carton catapiller



**Roly-Poly** (Tradional)

#### Recorded "Fingerplay, Movement & Story Songs" by Colleen & Uncle Squaty

Roly-Poly. Roly-Poly. (make rolling motion with hands)

Up. Up. Up. (Reach arms up in air)

Roly-Poly. Roly-Poly. (make rolling motion with hands)

Down. Down. Down. (Reach arms to the ground)

Roly-Poly. Roly-Poly. (make rolling motion with hands)

In. In. In. (Push hands/arms together inward)

Roly-Poly. Roly-Poly. (make rolling motion with hands)

Out. Out. Out. (Push hands/arms out to your sides)

Roly-Poly. Roly-Poly. (make rolling motion with hands)

Peek. Peek. Peek. (Play Peek-a-boo)

Roly-Poly, Roly-Poly. (make rolling motion with hands)

Sleep. Sleep. Sleep. (Fold hands/ pretend to sleep)

**Movement Chant:** You can use this chant for a movement activity or transition.

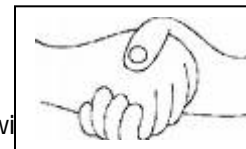
Roly-Poly. Roly-Poly. (make rolling motion with hands)

Hop. Hop. Hop. (hop in place or around the room)

Roly-Poly, Roly-Poly. (make rolling motion with hands)

Run. Run. Run. (run in place or around the room)

*Note:* You may want to say "freeze" to stop the movement, and then start "Roly-Poly" actions.



### **The Mouse & The Clock** by Cindy Chitko

#### Recorded : "Fingerplay, Movement & Story Songs" by Colleen & Uncle Squaty

Once there was a little bity mouse. (use finger and thumb to make a small mouse)

Ran up to the top of the clock. (crawl fingers up to the top of your head)

The clock struck twelve, (put arms together straight above your head at 12:00 position)

And the little bity mouse, hung on with all of his might. (hug yourself tightly)


*Chorus:* Ding-Dong- 12 times. (Continue hugging yourself and rocking from side to side)

And the little bity mouse, (use finger and thumb to make a small mouse)

Ran down to the bottom of the clock. (crawl fingers down to your waist)

And back to his little mouse house. (pretend to run with fingers from your front to behind your back)


\*This is a fun song to use with a mouse finger-puppet.



## **Dicky Birds (Traditional)**

Recorded: "Rumble To The Bottom" by Colleen & Uncle Squaty

- #1. Two little Dicky Birds sitting on a hill. One named Jack. One named Jill.  
Fly away Jack. Fly away Jill. Come back Jack. Come back Jill.
- #2. Two little Dicky Birds sitting on a pole. High/ Low.
- #3. Two little Dicky Birds sitting on a cloud. Soft/ Loud.
- #4. Two little Dicky Birds sitting on my dad. Happy/ Sad.
- #5. Two little Dicky Birds sitting on a pole. Fast/Slow.
- #6. Two little Dicky Birds sitting on a gate. Early/Late.



## **Ukelele Blue Yodel** fingerplay

Recorded on: "Sing-a-Move-a-Dance" by Colleen & Uncle Squaty

1. I've got one finger up on my hand. I've got one finger up on my hand.  
If you look at me, then you'll probably see I've got one finger up on my hand.
2. I've got two fingers up on my hand. I've got two fingers up on my hand.  
I guess I thought I was done when I only had one. Now there's two fingers up on my hand.
3. I've got three fingers up on my hand. I've got three fingers up on my hand.  
Yes, I know that it's true. There's more than one or two. I've got three fingers up on my hand. YODEL CHORUS
4. I've got four fingers up on my hand. I've got four fingers up on my hand.  
Oh, how can this be? 'Cuz I thought there were three. But now there's four fingers  
up on my hand.
5. I've got five fingers up on my hand. I've got five fingers up on my hand.  
I can't look anymore, because there used to be four. I've got five fingers up on  
my hand. YODEL CHORUS

## **Tony Chestnut (traditional)**

Recorded: "Rumble To The Bottom" by Colleen & Uncle Squaty


Tony Chestnut knows I love you. Tony knows. Tony Knows.  
Tony Chestnut knows I love you. That's what Tony knows.

### **Actions-**

To- (touch toes) ny (touch knees) Chest- (touch chest) nut (touch head)  
Knows (touch nose) I (touch eyes) Love (cross hands over heart) You (point to a friend)  
To- (touch toes) ny (touch knees) Knows (touch nose) repeat.  
To- (touch toes) ny (touch knees) Chest- (touch chest) nut (touch head)  
Knows (touch nose) I (touch eyes) Love (cross hand over heart) You (point to a friend)  
That's what (clap hands) To- (touch toes) ny (touch knees) knows (touch nose)

\*This song was recorded with a melody, but can be used as a chant.

\*As the children learn the song, it's really fun to go faster and faster each time you do it.



## **Three Short-Necked Buzzards** (Traditional Camp Song)

Recorded: "Rumble To The Bottom" by Colleen & Uncle Squaty

Songcard-A-Prop – 3 numbered velcro buzzards w/ cd \$15.00

1. Three short-necked buzzards. Three short-necked buzzards. Three short-necked buzzards  
Sitting on a dead tree. One flew away. What a-shame. How many are left? 2
2. Two short-necked buzzards. Two short-necked buzzards. Two short-necked buzzards.  
Sitting on a dead tree. One flew away. What a-shame. How many are left? One!
3. One short-necked buzzard. One short-necked buzzard. One short-necked buzzard.  
Sitting on a dead tree. One flew away. What a-shame. How many are left?! None!
4. No-more short-necked buzzards. No-more short-necked buzzards. No-more short-necked buzzards.  
Sitting on a dead tree. Oh but one has returned. Let us rejoice. How many are there now? One!
5. Continue bringing back (2) more buzzards or how every many you choice to begin with.

## **Fleas** (traditional)

Recorded: "Rumble To The Bottom" by Colleen & Uncle Squaty

On my toe there is a flea. Now he's crawling up my knee. Past my tummy.

Past my nose. On my head where my hair grows.

On my head there is a flea. Now he's crawling down on me. Past my tummy.

Past my knee. On my toe, take that you flea.

\*Start on your toe, and move your fingers (like a flea) touching the other body parts named in the song.

- We recorded this song using different styles of music and different voices.
- Big Fat flea. Teeny Tiny flea.

### **Windmill (traditional English folk song)**

Recorded: "Rumble To The Bottom" by Colleen and Uncle Squaty

1. If I could have a windmill, a windmill, a windmill. If I could have a windmill.  
This is what I would do. (hands palm to palm, arms up in the air, swing & sway from side to side)
2. I'd have it pump some water, some water, some water. I'd have it pump some water.  
This is what I would do. (join hand and pump arms forward and backward)
3. And then we'd have a duck pond, a duck pond, a duck pond.  
And then we'd have a duck pone.  
This is what I would do. (make a big circle with your partners(s))
4. The ducks would make their wings flap, their wings flap, their wings flap. The ducks would make  
make  
Their wings flap, yes, that is what they would do. (flap your arms like wings)
5. If I could have a windmill, a windmill, a windmill. If I could have a windmill.  
This is what I would do. (hands palm to palm, arms up in the air, swing & sway from side to side)

\*This is a fun activity to do with infants on your lap.

\*It may be done individually, with a partner, or small circle.

### **Wave Goodbye by Rob Reid Song by Colleen & Uncle Squaty**

Recorded: "Rumble To The Bottom" by Colleen & Uncle Squaty

Wave high. Wave low. I think it's time, we gotta go.

Wave your elbows. Wave your toes. Wave your tongue and wave your nose.

Wave your knees. Wave your lips. Blow a kiss, with fingertips.

Wave your ears. Wave your hair. Wave your belly and derriere.

Wave your chin. Wave your eye. Wave your hand and say "goodbye".

\*"**WAVE GOODBYE**" by Rob Reid is a Lee & Low Publication.

### **In the Farmyard** — traditional / chant/ Tune: Twinkle, Twinkle/ folder book

\*e-mail us for a copy of the folder book: [colleenandsquaty@prodigy.net](mailto:colleenandsquaty@prodigy.net)

In the farmyard, at the end of the day,

Listen to what the animals say...

The cow says, "moo". The pigeon, "coo".

The sheep says "baa". The lamb says "maa".

The hen, "cluck, cluck". "Quack" says the duck.

The dog, "bow-wow". The cat "meow".

Then the barn is closed up tight, And the farmer says, "goodnight"

